



EXECUTIVE ROOM 4

CAPACITY

Area sq.mt.
45

Dimensions mt. (L x W x H)
5.3 x 8.4 x 2.3

Area sq.ft.
479

Dimensions ft. (L x W x H)
17.4 x 27.6 x 7.5



BANQUET

20



CRESCENT
ROUNDS

10



BOARDROOM

12



O SHAPE

15



U SHAPE

15



THEATRE

25



CLASSROOM

15



STUDENT DESK


15



COCKTAIL
SETUP

30





BLOOM GARDEN ACCESS


CAPACITY

Area sq.m
286

Dimensions mt. (L x W)
26 x 11


Area sq.ft.
3079

Dimensions ft. (L x W)
85.3 x 36



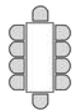
BANQUET

70



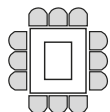
CRESCENT
ROUNDS

35



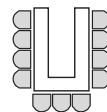
BOARDROOM

30



O SHAPE

40



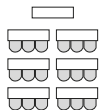
U SHAPE

35



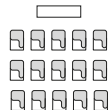
THEATRE

95



CLASSROOM

70



STUDENT DESK

70



COCKTAIL
SETUP

90

