



15 LOFT SUITES


CAPACITY

Area sq.mt.
24


Dimensions mt. (L x W x H)
6 x 4 x 5

Area sq.ft.
258

Dimensions ft. (L x W x H)
19.7 x 13 x 16.4



BANQUET



COCKTAIL
SETUP




VIP LOUNGE


CAPACITY

Area sq.mt. Dimensions mt. (L x W x H)
75 9 x 8 x 2

Area sq.ft. Dimensions ft. (L x W x H)
802 29.5 x 27.2 x 6.6



BANQUET



COCKTAIL
SETUP






PRESIDENTIAL SUITE 1

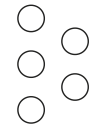
CAPACITY

Area sq.mt. Dimensions mt. (L x W x H)
20 8 x 2.5 x 2.6

Area sq.ft. Dimensions ft. (L x W x H)
216 25.9 x 8.3 x 8.5



BANQUET



COCKTAIL
SETUP




PRESIDENTIAL SUITE 2


CAPACITY

Area sq.mt. Dimensions mt. (L x W x H)
34 8 x 4 x 2.6

Area sq.ft. Dimensions ft. (L x W x H)
361 27 x 13.4 x 8.5



BANQUET



COCKTAIL
SETUP

